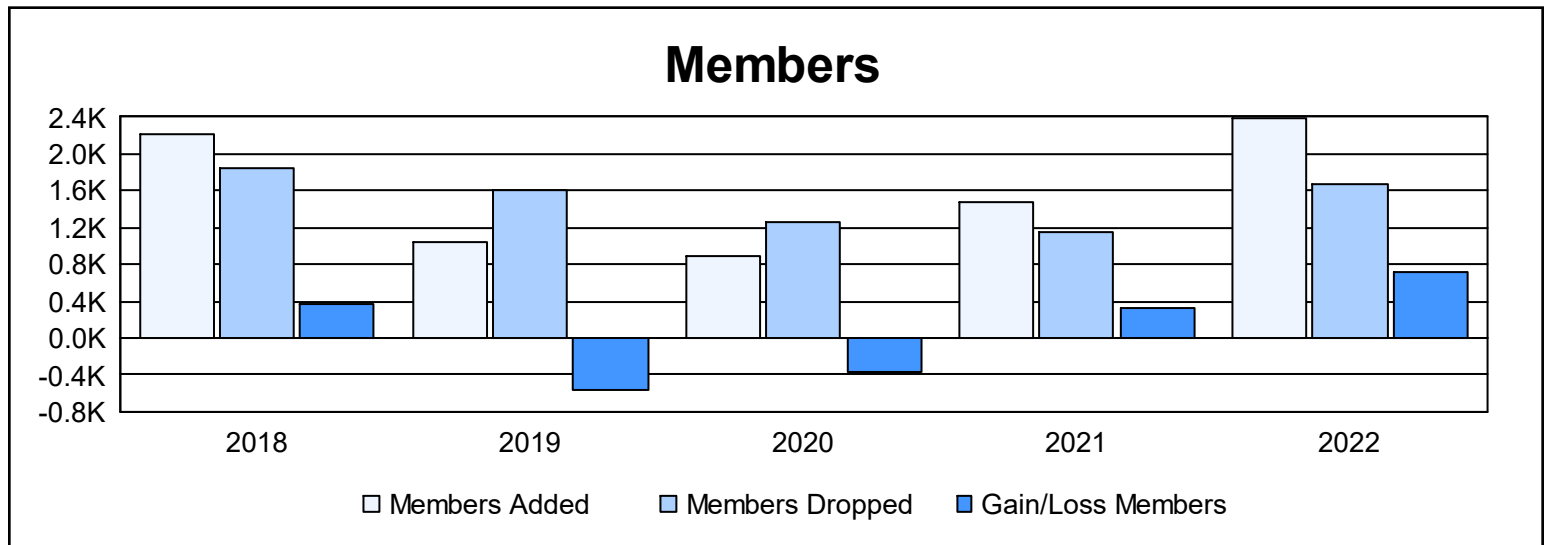
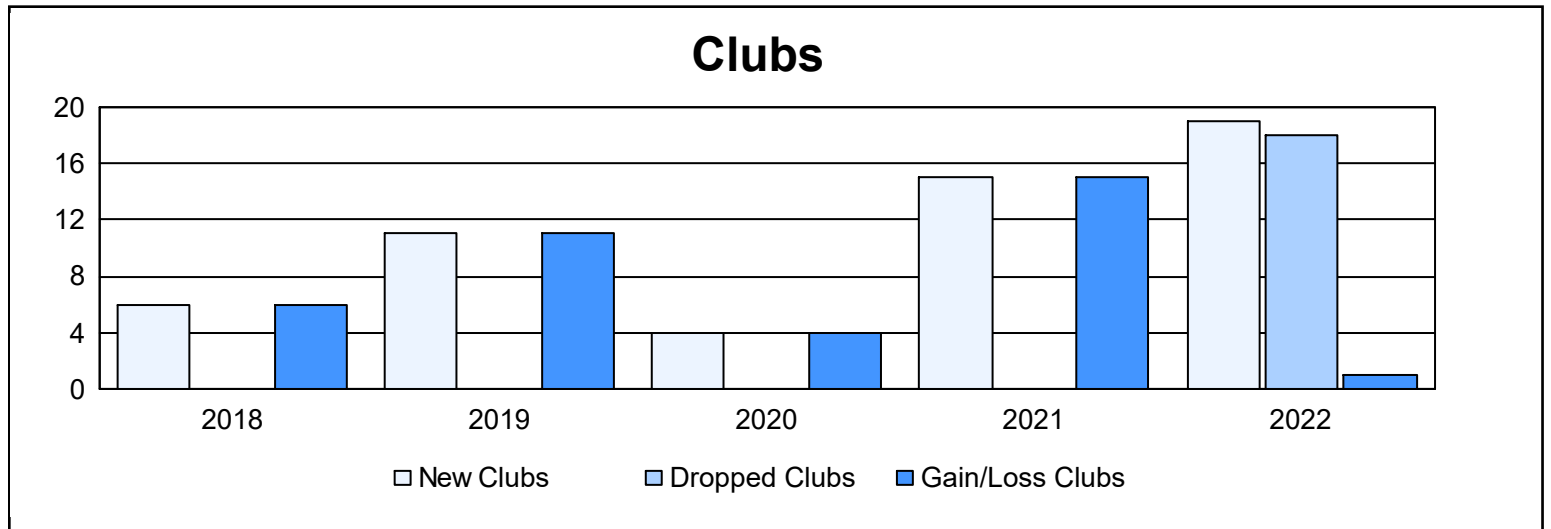
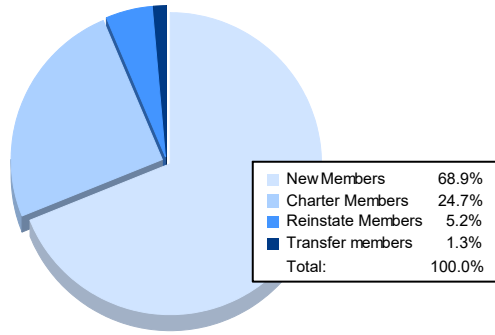


| Year | New Clubs | Dropped Clubs | Gain/ Loss Clubs | New Members | Charter Members | Reinstate Members | Transfer Members | Total Member Added | Total Members Dropped | Gain/ Loss Members |
|----------------|-----------|---------------|------------------|--------------|-----------------|-------------------|------------------|--------------------|-----------------------|--------------------|
| 2017-2018 | 6 | 0 | 6 | 1,658 | 223 | 284 | 52 | 2,217 | 1,841 | 376 |
| 2018-2019 | 11 | 0 | 11 | 472 | 402 | 158 | 15 | 1,047 | 1,611 | -564 |
| 2019-2020 | 4 | 0 | 4 | 386 | 209 | 265 | 28 | 888 | 1,264 | -376 |
| 2020-2021 | 15 | 0 | 15 | 1,004 | 389 | 55 | 35 | 1,483 | 1,147 | 336 |
| 2021-2022 | 19 | 18 | 1 | 1,643 | 588 | 123 | 30 | 2,384 | 1,667 | 717 |
| Average | 11 | 4 | 7 | 1,033 | 362 | 177 | 32 | 1,604 | 1,506 | 98 |



Membership Composition June 2022 Cumulative



Gender Composition June 2022 Cumulative

